

50 YEARS
CELEBRATING

PRODUCT CATALOGUE



Edition 3



John Berends Implements



John Berends Implements

Contents

Slashers	2
Toppers & Mulchers.....	3
Post Hole Diggers	4
Grader Blades	5
Aerating Equipment	7
Rippers.....	8
Disc Ploughs	9
Cultivators.....	11
Bale Handling	12
Miscellaneous	13



John Berends Implements

JOHN BERENDS IMPLEMENTS PTY LTD
130 Frankston-Dandenong Rd, Dandenong Sth. Vic 3175

Phone: (03) 9791 2494 Fax: (03) 9794 5568
Email: sales@johnberends.com.au
www.johnberendsimplements.com.au



Model - 0351

TA Range


- Light Duty model for small to medium HP tractors
- 3mm top deck
- 40 HP gearbox
- Series 2 pto shaft with shearbolt rated at 900NM or optional Series 4 pto shaft with slip clutch (standard on 4'6" & 5' models)
- 3'4" (1.0m), 3'10" (1.2m), 4'6" (1.35m) and 5' (1.5m) sizes
- Dual mount (centre & offset) with floating headstock




Made in Australia

EP Range

- Medium Duty model for general purpose slashing
- 3mm top deck
- 40 HP gearbox - optional Italian upgrade
- Series 4 Italian pto shaft with slip clutch
- 3'4" (1.0m), 3'10" (1.2m), 4'6" (1.35m) and 5' (1.5m) sizes
- Dual mount (centre and offset) with floating headstock
- Options include galvanizing, chain guards and wheelkits



Model - 0062




Model - 0081

HD Range

- Heavy Duty model designed for rugged conditions
- 6mm top deck
- 75 HP gearbox - optional Italian upgrade
- Series 5 Italian pto shaft with slip clutch
- 5' (1.5m), 6' (1.8m) and 7' (2.0m) sizes
- Dual mount (centre and offset) with floating headstock
- Standard with front/rear chain guards
- Options include galvanizing and wheelkits

- Extra Heavy Duty model designed to take real punishment
- 6mm top deck with strong cross member bracing
- 110 HP Italian gearbox
- Series 8 Italian pto shaft with 4 plate slip clutch
- Spring steel rotor with straight or stepped blades
- 6' (1.8m) and 7' (2.1m) sizes available in centre mount or offset
- Standard with front/rear chain guards.
- Options include galvanizing and wheelkits

EHD Range



Model - 0083

Warrior Range

- The strongest slasher in the range with an extremely well strengthened body/skids
- 6mm top deck with strong cross member bracing
- Unlimited HP Italian gearbox—no maximum rating
- Series 8 Italian pto shaft with 4 plate slip clutch
- Spring steel rotor with 16mm stepped & twisted blades for suction uplift
- 6' (1.8m) and 7' (2.1m) sizes available in centre mount or offset
- Standard with front/rear chain guards.
- Options include galvanizing and wheelkits



Model - 0085

- Heavy Duty twin rotor slashers in either linkage or trailing models
- 6mm top deck
- 110 HP Italian centre gearbox & 75 HP outer gearboxes each protected by slip clutches
- Series 7 Italian pto shaft
- 8' (2.4m), 10' (3.0m) and 12' (3.6m) sizes.
- Wheelkits/chains guards standard.
- Optional galvanizing
- Other models also available on request

Twin Rotor Range



Model - 0112



Pasture Toppers




Model - 0116/0117

- Designed for light topping with minimal windrowing
- 10' (3.0m) linkage model for 35 HP+ tractors
- 3mm top deck
- Twin spring-steel rotors fitted to two 40HP gearboxes and 75HP centre gearbox.
- Series 5 Italian pto shaft with slip clutch
- Flexible rubber couplings provide protection between gearboxes
- Optional Holden wheelkit.


Vineyard Mowers

- Twin side discharge - can be converted to rear discharge.
- Stepped/twisted blades for suction uplift
- 3mm top deck
- Two 40HP outer gearboxes and 75HP centre gearbox.
- Series 4 Italian pto shaft with slip clutch
- Flexible rubber couplings provide protection between gearboxes
- Available in 1.6m and 1.9m. Other sizes on request
- Rear roller or wheels for depth control



Model - 0330

Side Delivery Slasher



Model - 0093
Available in 5' (1.5m)
or 6' (1.8m) widths

- Based on the Heavy Duty slasher fitted with 75HP Italian gearbox
- Adjustable side discharge—can be converted to rear discharge
- 6mm top deck
- Series 5 Italian pto shaft with slip clutch
- Stepped/twisted blades for suction uplift
- Dual Mounted with offset to left hand side of tractor

Low Body Mulchers

- Heavy Duty flail mower designed for pasture, orchards, vineyards and low density scrub
- Extremely sturdy construction compared to many imported models
- Belt driven with 85 HP Italian gearbox
- Series 7 Italian pto shaft
- Available in 5' (1.5m), 6' (1.8m), 7' (2.1m) and 8' (2.4m) models in offset or centre mount
- Requires approximately 8 HP per foot of mulcher
- Choice of 'Y' blades or 'Tee' hammers
- Standard with rear roller. Adjustable skids and wheels available.
- Hydraulic side shift available.



Model - 0157

High Body Mulchers




Model - 0127
Fitted with
optional roller

- Heavy Duty flail mower designed for high density vegetation. Can also be used as a general purpose mulcher
- Extremely sturdy construction compared to many imported models
- Belt driven with 85 HP Italian gearbox
- Series 7 Italian pto shaft with optional overrun clutch
- Available in 6' (1.8m), 7' (2.1m) and 8' (2.4m) models in offset or centre mount
- Requires approximately 10 HP per foot of mulcher
- Choice of 'Y' blades or 'Tee' hammers
- Standard with adjustable skids.. Rear roller and wheels available

Post Hole Diggers



John Berends Implements



Model - 0259 & 0271

Compact & Standard Model


- 40 HP Italian Gearbox
- Series 3 Italian pto shaft with 2 row torque limiting clutch
- 100 x 50 x 6mm main boom on compact model.
- 89 x 89 x 5mm main boom on standard model.
- Augers available in sizes from 4" to 24" diameter, all fitted with replaceable teeth and pilot
- Compact model suits 16-30 HP tractors
- Standard Model suits 20-50HP tractors




Made in Australia

Heavy Duty Model

- 85 HP Italian Gearbox
- Series 3 Italian pto shaft with 3 row torque limiting clutch
- 89 x 89 x 5mm main boom
- Fitted with auger control handle for easy positioning
- Augers available in sizes from 4" to 24" diameter, all fitted with replaceable teeth and pilot
- Suits 30+ HP tractors



Model - 0261 & 0271




Model - 0262 & 0271

Hydraulic Down Pressure Model

- 85 HP Italian Gearbox
- Series 3 Italian pto shaft with 3 row torque limiting clutch
- 100 x 100 x 6mm main boom
- 2 1/2" x 8" hydraulic ram transfers approximately 1000kg of weight from the tractor onto the auger. Ideal for penetrating hard ground.
- Augers available in sizes from 4" to 24" diameter, all fitted with replaceable teeth and pilot
- Suits 40+ HP tractors

Planetary Drive - Hydraulic Down Pressure

- Hydraulic driven European gearbox eliminates the need for a pto shaft. Can also be operated in reverse if entangled in roots.
- 100 x 100 x 6mm main boom
- 2 1/2" x 8" hydraulic ram transfers approximately 1000kg of weight from the tractor onto the auger. Ideal for penetrating hard ground.
- Augers available in sizes from 4" to 24" diameter, all fitted with replaceable teeth and pilot
- Suits 40+ HP tractors



Model - 0260 & 0271



Model - 0270

FEL Post Hole Diggers

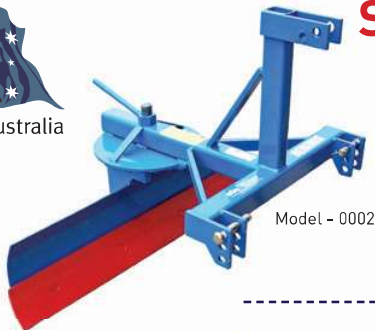
- Suits front end loaders with Eurohitch (Global) system and third service. Other hitches available on request.
- Gearbox pivots in four directions providing a vertical auger at all times.
- Various frame mounting points for gearbox positioning.
- Suits tractors with oil flow range of 27-65lpm.
- Front end loader provides the down pressure for hard conditions.

All augers have various teeth options to suit different ground conditions.

Grader Blades



Made in Australia



Model - 0002

Standard Range

- 6mm Mouldboard - 350mm high with 100 x 50 channel reinforcing
- Reversible hardened cutting edge
- 24 angle positions (360°)
- Tilt via lower linkage arm position
- 4' (1.2m), 5' (1.5m) and 6' (1.8m) size
- 6' model available with optional 8 position offset function



Model - 0003



Model - 0006

Medium Duty Range


- 8mm Mouldboard - 400mm high with 125 x 65 channel reinforcing
- Reversible hardened cutting edge
- 24 angle positions (360°)
- Tilt via lower linkage arm position
- 8 offset positions provide up to 600mm offset each side
- Available in 6' (1.8m) only
- Options include rippers or ratchet/hydraulic tilt



Model - 0007

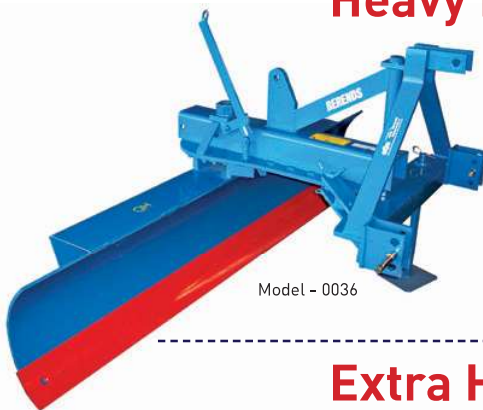
Medium Duty - 6' (1.8m) hydraulic model

- 8mm Mouldboard - 400mm high with 125 x 65 channel reinforcing
- Reversible hardened cutting edge
- Hydraulic angle and tilt adjustment
- 8 offset positions provide up to 600mm offset each side
- Ideal for tractors up to 50HP which are unable to operate the heavier 8' hydraulic model



Model - 0415

Heavy Duty Range




Model - 0036

- Heavy Duty model fitted with 10mm Mouldboard - 500mm high clearance with extra support on the rear of the blade
- Reversible hardened cutting edge
- Fitted with high tensile 50mm pivot pin.
- 24 angle positions (360°) can be adjusted from the tractor seat.
- Tilt via lower linkage arm position
- 6 offset positions provide up to 600mm offset each side.
- 6' (1.8m), 7' (2.1m) and 8' (2.4m) sizes
- Suits tractors 40-100HP

Extra Heavy Duty Range

- Extra Heavy Duty model fitted with 10mm Mouldboard - 500mm high clearance with extra support on the rear of the blade
- Reversible hardened cutting edge
- Fitted with high tensile 66mm pivot pin.
- 24 angle positions (360°) can be adjusted from the tractor seat.
- Tilt via ratchet at rear of blade (or optional hydraulics)
- 6 offset positions provide up to 600mm offset each side.
- 7' (2.1m) and 8' (2.4m) sizes
- Suits tractors 60-120HP



Model - 0040

Grader Blades



John Berends Implements



Model 0013 fitted with 0181 diverter & 0420 boxed ends




- Exclusive patented swivel assembly provides superior strength where it counts

Hydraulic Range 8' (2.4m) & 10' (3.0m)


- 10mm Mouldboard —500mm high clearance with extra support on the rear of the blade
- Reversible hardened cutting edge
- Hydraulic angle up to 45° both ways
- Hydraulic offset up to 600mm both ways (manual option available)
- Hydraulic tilt in excess of 30° left or right
- Blade can be reversed for back filling.
- Electric or manual diverter kits available
- Minimum 75HP requirement
- Optional 14" Holden depth wheel with either manual ratchet or hydraulic adjustment
- "8' model – 520kg & 10' model – 550kg

Box Graders/Dairy Smudgers



Model - 0005/0419


- Both models are based on the 6' MD grader blade
- All side wings are bolted on and can be removed to convert back to a grader blade 90° wings on box grader, 45° wings on smudger
- Smudger is fitted with 20mm reinforced rubber for cleaning muck and waste from concrete floors



Model - 0399

Trailing Road Graders

- 10' trailing model with hydraulic angle, tilt and wheel-lift.
- Optional offset available
- Over 7m long and approximately 2000kg weight.
- Centre beam 250 x 250 x 12.5mm tube
- Optional linkage hitch
- Patented turntable angle adjustment
- Ideal for grading roads
- Suits 100HP plus.
- 10mm Mouldboard – 500mm high clearance
- Reversible Hardened Cutting Edge
- Fitted with four Land Cruiser Wheels



Model - 0425



Made in Australia



Ground Breakers

- Designed for shattering compact hard ground and fracturing the soil laterally
- Replaceable points and shin guards
- Requires approximately 20 - 30HP per tine
- Working depth of up to 460mm
- 150 x 150 x 10mm main frame with 32mm clamp plates and shearbolt protection
- Available in 2, 4, 6, 8 and 10 tine models



Model - 0176

Growmaster Aerators

- Double rollers allow machine to be angled for more aggressive cultivation. Adjustment between 0° and 10°.
- Available in sizes from 1.0m - 4.8m wide in linkage and trailing
- Large unobstructed ballast tray
- Optional electric seeder boxes available for over-sowing.
- Pasture Harrows mounted on the back are also available.

- This versatile implement will aerate, cultivate and renovate your soils.
- The tines have a slight twist in them (as well as being offset) which cracks the ground in a sideways and downwards motion, allowing water, air and nutrients to move readily through the soil profile making them more available for plant roots.



Deep Tillage Plough

- Designed for shattering compact ground with minimal disturbance to the sub soil
- 24" cast shank assembly with 1" shear pin
- Replaceable points and shin guards
- Max working depth of 450mm
- Requires approximately 15HP/tine
- Available in 5, 7, 9, and 11 tine models with other sizes on request
- Optional Holden depth wheels



Model - 0326
Optional manual or hydraulic
crumbler available



Model - 0320
Optional 14"
coulters available

Compact Model

- Suits compact tractors
- 100 x 25 billet
- Working depth of 350mm
- 75 x 16 Reversible point

Standard Model

- Suits 25 - 75 HP tractors
- 150 x 32 billet
- Working depth of 500mm
- 75 x 16 Reversible point



Heavy Duty Model


- Suits 60+ HP tractors
- 150 x 50 billet
- Working depth of 700mm
- 75 x 16 Reversible point



Model - 0020 & 0022

Pipelayer

- Bolt on pipelayer suits all single tine rippers
- 80mm inside diameter takes 50mm poly pipe.



Model - 0144

Mole Drainer

- Creates mole hole to increase drainage
- 300 x 20 tapered billet with 50mm tapered foot and 90mm floating 'mole'

Twin Ripper

- Suits 60+ HP tractors
- Two 150 x 32 billets
- Spaced 300mm apart
- Working depth of 500mm
- 75 x 16 Reversible points



Model - 0047

Deep Ripper

- 150 x 32mm semi high tensile parabolic curved tines
- Hardened replaceable points - similar to those used on industrial loaders
- 150 x 150 x 9mm main frame
- 2.0m wide working width
- Maximum working depth of 650mm
- Horsepower requirement of 25-30 HP per tine
- Available in 2, 3, 4 and 5 tine sizes



Model - 0032



Model - 0133

Multi Rippers

- Using the popular standard ripper tines (150 x 32mm), this versatile machine is ideal for general ripping of large areas.
- Tines can be adjusted for both height and width.
- 125 x 125 x 6mm main frame.
- 1.8m wide working width
- Approx. 20HP per tine required.
- Available in 2 and 3 tine models




Made in Australia

All ploughs are fitted with long wear European Bellota Born steel discs.

Medium Duty Linkage Offset Discs

- 1 1/8" (28mm) square high tensile axles
- Triple sealed bearings
- Available in 10, 12, 14, 16 and 18 plate models
- 10 and 12 plate models on single bar frame and 14 to 18 plate models on double bar frame
- Suits 25+ HP tractors (approximately 2 to 3 HP per disc)



GM40 - Heavy Duty Linkage Offset Discs



- Heavily weighted discs ideals for 45 to 90HP tractors
- 1 1/8" (28mm) square high tensile axles
- Greaseable flange sealed bearings
- Available in 18, 20, 22 and 24 plate models
- Fitted with 22" x 5mm discs or 24" x 5mm discs
- Solid cast spools provide 820kg to 940kg in weight
- Optional scrapers available

TH30 - Linkage Tandem Discs

- Strong compact tandem disc ideal for vineyards, orchards and horticulture. Tandem set-up is easier to pull as there is little sideways drag
- Available in 16, 20 and 24 plate models - all with 22" x 5mm discs
- Easy ratchet gang adjustment
- Solid cast spools
- Triple sealed greaseable bearings.
- Optional scrapers available



RM40 - Heavy Duty Trailing Offset Discs



- Heavily weighted discs ideals for 45 to 90HP tractors
- 1 1/8" (28mm) square high tensile axles
- Greaseable flange sealed bearings
- Available in 16, 18, 20, 22 and 24 plate models
- Fitted with 22" x 5mm discs or 24" x 5mm discs
- Solid cast spools provide 990kg to 1230kg in weight
- Standard with prong type scrapers
- Hydraulic lift Holden wheelkit

RM75 & RM80 - Heavy Duty Trailing Offset Discs

- Heavily weighted discs ideal for 60 to 165HP tractors
- 40mm square high tensile axles
- Greaseable flange sealed bearings
- Fitted with 24" x 5 or 6mm discs or 26" x 6mm discs
- Solid cast spools provide 1575kg to 2510kg in weight
- Standard with prong type scrapers
- Hydraulic lift wheelkit
- RM80 fitted with shorter axles and more bearings than RM75, for added strength.
- RM75 available in 18 - 28 plate models and RM80 available in 20 - 32 plate models



Model - 0871

Folding TH100 - Trailing Tandem Discs



Made in Australia



Model - 0963

- Heavily weighted discs ideal for 90 to 170HP tractors
- 40mm square high tensile axles
- Greaseable flange sealed bearings
- Available in 28-48 plate models
- Fitted with 24" x 5 or 6mm discs or 26" x 6mm discs
- Solid cast spools provide 3290kg to 4130kg in weight

- Hydraulic gang adjustment allows the gangs to be folded parallel with the main frame to be under 2.4m overall width.
- Hydraulic wheel lift - four Landcruiser wheels
- Buster tine removes centre ridge to create a level finish
- Integrated Furrow fillers are standard
- Prong type scrapers as standard - formed scrapers on request



Merbein Plough

- Available in 2 or 3 disc units
- 6' (1.8m), 7' (2.1m) and 8' (2.4m) toolbars
- Plough assemblies adjustable for width along the toolbar to either mound beds or reversed to form shallow channels
- Optional coulters, tines and points

Toolbar Equipment

- 2" HT toolbar available in 5' (1.5m), 6' (1.8m) and 7' (2.1m) sizes.
- Spreader bars/ rear support stays available to connect second toolbar row (pictured right)
- All components are held by clamp & wedge arrangement for easy adjustment
- 1 1/4" rigid tines with various points/furrowers and disc hillers available






Made in Australia

Stump Chisel Plough

- Primary cultivator for penetrating hard ground
- 75 x 75 x 6mm main frame
- Adjustable spring provides chiseling action
- Silicone chrome spring steel shanks
- 65mm reversible points or optional 10" (250mm) & 16" (400mm) sweeps
- Available in 5, 7, 9 and 11 tine sizes
- Requires approx 8 - 10 HP per tine



Model - 0194




Model - 0183

Rigid Tine Chisel Plough


- Primary cultivator for penetrating hard ground in clean country. Ideal in lighter sandy soils.
- 100 x 100 x 6mm frame
- Silicone chrome spring steel shanks
- 65mm reversible points
- Available in 5, 7, 9 and 11 tine sizes
- Requires approx 10 HP per tine

Coil Tine Chisel Plough

- Primary/secondary cultivator for penetrating hard ground without bringing subsoil to the surface
- 100 x 100 x 6mm main frame
- 30mm square high resistance hardened Italian double coil tines
- Available in 5, 7, 9 and 11 tine sizes
- Requires approx 10 HP per tine



Model - 0204



Model - 0314 & 0238

'S' Tine Cultivator

STANDARD MODEL

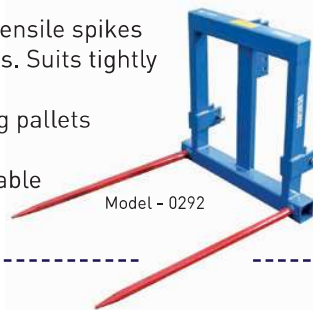
- Secondary cultivator for light cultivation, seed bed preparation or renovation of pastures
- Four rows of 32 x 10mm Italian "shot peened" tines mounted on 50 x 12 flat bar
- Available in 1.2m, 1.6m, 2.0m, 2.4m, 2.8m, 3.2m and 3.6m widths
- Also available in 5.4m hydraulic folding model.

HEAVY DUTY MODEL

- Primary and secondary cultivator for general cultivation, seed bed preparation or pasture renovation
- Three rows of 45 x 12mm Italian "shot peened" tines mounted on 50 x 50 square frame
- Available in 2.4m, 3.0m and 3.6m widths
- Various points available on all models
- Optional crumblers/wheelkits available.

Silage Fork

- Two tapered Conus II high tensile spikes for transporting round bales. Suits tightly wrapped silage
- Tine spaced at 32" for lifting pallets
- Lifting capacity of 1000kg
- Various tines lengths available



Model - 0292

Bale Handler

- 2" high tensile single spike for piercing round bales
- Small spike stops bale from turning
- Lifting capacity of 500kg



Model - 0285



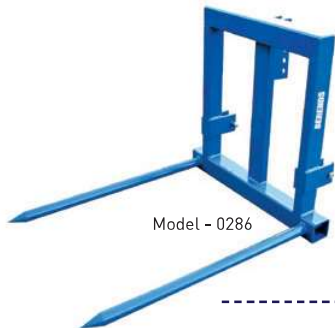
Made in Australia

Bale Fork

- Two 2" high tensile spikes for transporting round bales
- Tine spaced at 32" for lifting pallets
- Lifting capacity of 1000kg
- Optional 6' carryall platform can be fitted



Model - 0132



Model - 0286

Big Square Bale Fork

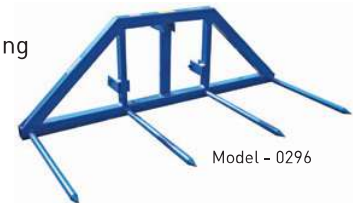
- Three 2" high tensile spikes for transporting big square bales
- Lifting capacity of 1500kg
- Linkage model only



Model - 0288

Twin Round Bale Fork

- Four 2" high tensile spikes for transporting two round bales
- Lifting capacity of 1500kg
- Linkage model only



Model - 0296

Adjustable/Fixed Feed Out Fork

- Fixed model (pictured right) is used for carrying 4' round bales
- Adjustable model (pictured left) feeds out round bales with width ranging from 4' to 6'. Tines can also be adjusted to fit pallet width.
- Bales can also be carried on top of the fork (without using pins)
- Lock in pins on each tine allow the bale to be rolled out for feeding
- Lift capacity of 1000kg



Model - 0287



Model - 0284

Linkage Pallet Forks

- Two 100 x 50 x 5 rhs fork tines designed to lift pallets.
- Lifting capacity 500kg.
- Bevelled leading edge designed to easily slide into pallets or crates.



Model - 0297

Front End Loader Attachments

- Silage Forks, Pallet Forks and Combination (Silage & Pallet) forks available to suit Eurohitch mount loaders.
- Other loader hitches available on request
- Rated to 1100kg lift capacity.
- Pallet forks are adjustable for width
- Silage tines are standard with 1100mm (working length) tines.



Model - 0298



Model - 0299



Model - 0283

All lifting capacities listed above are guides only based on weight being evenly distributed and transported in an appropriate manner



Made in Australia



Model - 0130

Carryalls


- Available in 4' x 3' and 6' x 3'6" sizes
- Option of metal floorplate or strong hardwood floor - not soft pine like cheap imports use
- End lugs allow operator to easily fit pipes to prevent materials such as fence posts rolling off
- 6' model has lift capacity of approx 1000kg



Model - 0160

Stick Rakes

- Adjustable 32 x 10mm 'S' tines mounted at 6" spacing.
- 2" square high tensile solid toolbar
- Available in toolbar type head stock or grader blade type headstock to suit existing machines
- Replaceable points with optional grass shares for pasture harrowing
- Available in 6', 7'6", 9' and 10'6" sizes
- Ideal for scrub country.



Model - 0338



Model - 0371

Landscape Rakes

- Light duty landscape rake for raking pasture, lawns and final soil preparation on the driveway or horse arena.
- 32 x 10 hardened tines at 65mm centres
- Three pitch settings control raking aggressiveness, including one float position.

Lifting Jibs

- Standard model - lift capacity of 750kg
- Heavy Duty model - lift capacity of 1000kg



Model - 0142



Model - 0264

Delver


- Primarily designed for vineyard use and cleaning 'V' drains
- Two adjustable mouldboards (with bolt on extensions) provide up to 3m working width
- 12" front furrower
- Must be used in ground which has been worked up.



Made in Australia

Pasture Harrows

- Ideal for pasture renovation, landscaping, horse arenas, race tracks, sports fields and seed/fertilizer incorporation
- 12mm scarifier tines with 12mm rear smudger bars
- 4', 6', 8', 10' and 12' widths
- Optional lifting frame available



Model - 0401



Model - 0145

Drain Diggers

- High tensile steel blades (130 x 10mm) designed specifically for drain digging
- 2" high tensile drive shaft fitted with 2" self aligning bearings
- Adjustable windrow shield fitted
- Adjustable skid maintains depth and can be controlled from tractor
- Digs up to 12" (300mm) deep and 28" (700mm) wide
- Optional rippers available
- Requires minimum of 50 HP

Cattle Crushes

- Walk thru bale gate operated from "fold away" rear handle
- Double ratchet for fine incremental adjustment
- Left hand side gates hinge at rear for drafting
- Right hand side gates hinge at front for squeezing smaller animals
- Rear Vet gates for easy access
- All sliding gates operate on nylon rollers
- Side panels are zinc-alume and enamel painted



Model - 0167

Post Drivers

- Interlocking guard prevents access to moving parts by operator/bystanders.
- Operates from a single set of standard remote hydraulics.
- Will drive 9'6" posts.
- Freefalling (almost frictionless) 160kg dolly weight provides excellent hitting power
- Easy to adjust sideways tilt via ratchet or optional hydraulic ram.
- Fore/aft control via top link or optional hydraulic ram.
- Sliding post clamp is fitted to the main beam to keep post straight when driven.



Model - 0263



John Berends Implements

JOHN BERENDS IMPLEMENTS PTY LTD
130 Frankston-Dandenong Rd, Dandenong Sth. Vic 3175

Phone: (03) 9791 2494 Fax: (03) 9794 5568
Email: sales@johnberends.com.au
www.johnberendsimplements.com.au